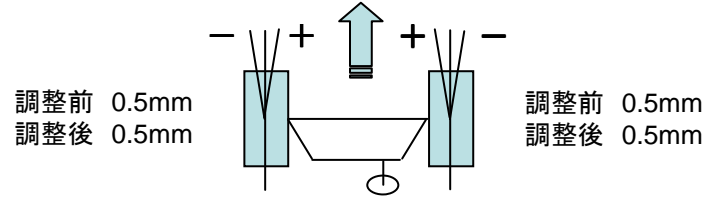
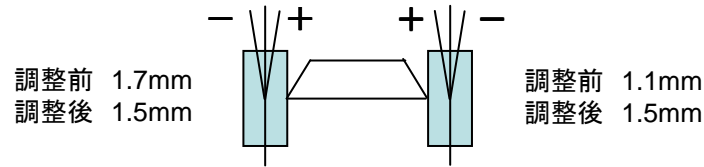


## トウ


基準値 -0.5mm~1.5mm



基準値 0.0mm~3.0mm



## キャスト

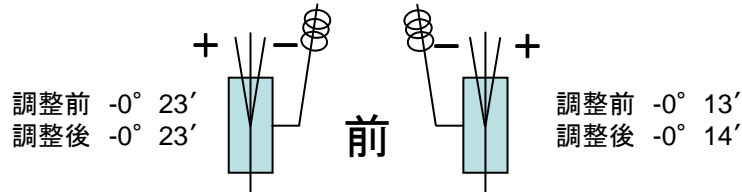


調整前  $4^{\circ} 32'$   
調整後  $4^{\circ} 32'$

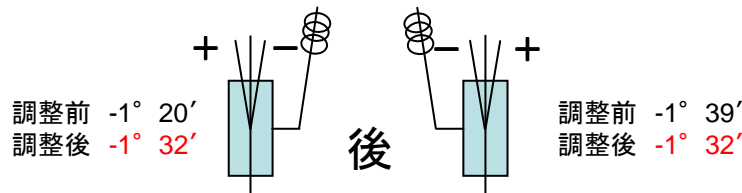
調整前  $4^{\circ} 06'$   
調整後  $4^{\circ} 06'$

## キャンバー

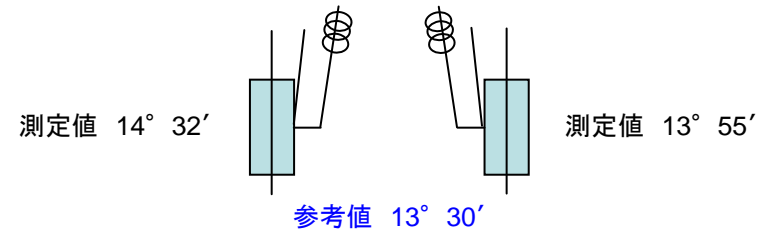
基準値  $-0^{\circ} 55' \sim 0^{\circ} 35'$



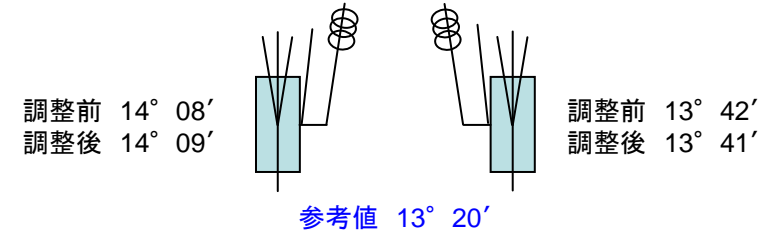
基準値  $-0^{\circ} 50' \sim 0^{\circ} 10'$



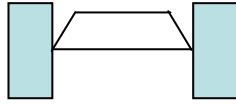
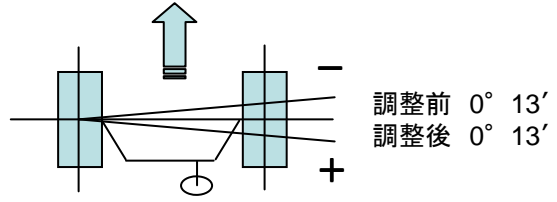
## SAI



## インクルードアングル



### セットバック



### スラストライン

